



YOUR MONEY 24/7 ACCESS WITH AIB

Secure and convenient banking options to fit your lifestyle

WHAT CAN I DO ONLINE AND THROUGH THE AIB APP?

AIB's Online Banking and mobile app gives you the freedom and flexibility to bank whenever you need to, from wherever you are.



AIB Internet Banking

With AIB Internet Banking you have the flexibility of banking at a time and place that suits you, and our security precautions mean your money is kept safe. It's flexible banking, day and night, 365 days a year. For more information, or to register visit www.aib.ie or call **0818 724 020**.



AIB Tablet Banking

With AIB Tablet Banking, you can access AIB Internet Banking services on your Apple iPad or Android Tablet. You can download the AIB Tablet Banking App from the Apple App Store or Google Play Store, and once you've registered for AIB Phone & Internet Banking, you're good to go. Visit www.aib.ie/tabletbanking to find out more.







AIB Mobile Banking






You can check your balance, pay your bills and manage your money on the move. You can download the AIB Mobile Banking App directly from the Apple App Store or Google Play Store. Go to www.aib.ie/mobile to find out more.

BANKING AT YOUR FINGER TIPS

Choose the service that suits your banking needs best, depending on the device you have, and what you need to do.

FEATURES	 INTERNET	 TABLET	 MOBILE
Report a Credit or Debit Card lost or stolen	✓	✓	✓
 Order a replacement card or PIN on your Credit Card	✓	✓	✓ ¹
Check your account balance	✓	✓	✓
Transaction information available	✓	✓	✓
Order a statement	✓	✓	✓
Set up email alerts via “My Alerts”	✓	✓	✓
View and cancel direct debits	✓	✓	✓
View eFee Advices	✓	✓	✓
View eStatements	✓	✓	✓
Pay your bills & Credit Card ²	✓	✓	✓
Transfer money between accounts ³	✓	✓	✓
Open a Personal Savings Account	✓	✓	✓
Apply for a range of personal credit options ⁴	✓	✓	✓
Apply for a range of personal products	✓	✓	✓
Set up, amend or cancel your standing orders ²	✓	✓	✓ ⁵

FEATURES

	 INTERNET	 TABLET	 MOBILE
 Send money abroad	✓	✓	
 Change Address	✓	✓	
Top Up a mobile phone	✓	✓	✓
My Money Manager – Money management & budgeting tool	✓	✓	✓
Add a travel note on your AIB Debit or Credit Card	✓	✓	✓
Open a range of Personal Savings accounts	✓	✓	✓ ⁶
Add and view your AIB Currency Accounts (930067)	✓	✓	
Freeze/ unfreeze a lost card	✓	✓	✓



Card reader required

You can order your AIB Card Reader through the 'Services & Settings' section on AIB Internet Banking

1. You can order a replacement Debit or Credit Card without a card reader on the mobile app. A reminder Pin can be ordered on Phone & Internet Banking or Tablet Banking.
2. Transaction Limits apply.
3. Customers can transfer funds and pay bills to existing beneficiaries already set up on AIB Phone & Internet Banking, and up to €1000 per day to a new beneficiary using the AIB Mobile App.
4. Terms and conditions apply. Credit facilities are subject to repayment capacity and financial status and are not available to persons under 18 years of age. Security may be required.
5. You can only cancel existing standing orders via the AIB Mobile App.
6. You can apply for an AIB Online Saver account on the AIB Mobile App. Visit Internet Banking and Tablet Banking to apply for other savings products.

Fees & Charges: Transaction fees and/or service charges may apply. Please refer to our booklets 'A Guide to Fees and Charges for Personal Accounts' or 'Schedule of International Transaction Charges' available from any AIB branch or www.aib.ie for further details of fees and charges applied.

WANT TO PAY SOMEONE WITHOUT USING CASH OR YOUR CARD?

You can tap your phone or device to pay. See how you can set your device up and make easy and secure payments in seconds.

How to set up Apple Pay






Wallet








- 1. Open**
the wallet app on your eligible apple device and tap the + in the top right corner.
- 2. Photo**
Use the iSight® camera to capture an image of your AIB card, or type in your card information manually.
- 3. Verify**
Follow the on screen instructions to verify your account details. Now you are ready to use Apple Pay.

How to set up Google Pay














- 1. Download**
Download the Google Pay app from the Play Store.
- 2. Add**
Add your eligible AIB credit and debit cards to Google Pay app.
- 3. Pay**
Wherever you see:


In Store

or



How to set up fitbit Pay











- 1. Open Fitbit App**
On your phone and tap the picture of your device in the top left corner
- 3. Select Fitbit Wallet**
Follow the on screen instructions and add your AIB card details. Read and accept the digital wallet T&Cs
- 3. Sync and Verify**
Follow the on screen instructions to verify your card details. Your card will then appear in your Fitbit Wallet
- 4. Pay**
Look out for contactless symbol In-store

Apple Pay works with all AIB Cards excluding Visa Corporate and Business Credit Cards. You can use Apple Pay on the iPhone 6 or later, iPhone SE, Apple Watch paired with iPhone 5, iPad Pro, iPad Air 2, iPad mini 4, iPad mini 3, MacBook Pro with Touch ID. Apple, the Apple logo, iPhone, iPad are trademarks of Apple Inc., registered in the U.S. and other countries. Apple Pay, Apple Watch and Touch ID are trademarks of Apple Inc.

Google Pay works with all AIB Cards excluding Visa Corporate and Business Credit Cards. Google Pay works with compatible Android devices that are NFC capable. The App is available from Google Play Store. Card activation requires mobile data or Wi-Fi connection. Mobile data or Wi-Fi connection is also required periodically to replenish security settings or after a device restart. Android, Google Pay and the Google Logo are trademarks of Google LLC.

Fitbit Pay works with all AIB Cards excluding AIB and Visa Corporate and Business Credit Cards. Fitbit Pay works on Fitbit Versa™, Fitbit Ionic™ or Fitbit Charge 3™ (special edition) devices.

Allied Irish Banks, p.l.c. is regulated by the Central Bank of Ireland.