

EUR/USD tests \$1.16

There was a cautious tone to investor sentiment yesterday, as markets continued to digest the recent flare-up in the Middle East. Brent crude oil prices remained elevated in the aftermath of the re-escalation in military action taken by both sides. It is currently near \$97 per barrel, having traded in and around that level throughout the past 24 hours. Meanwhile, the new tariff measures announced by the US administration, which are due to replace the temporary rates that expire in July, also provided an unhelpful backdrop for risk appetite.

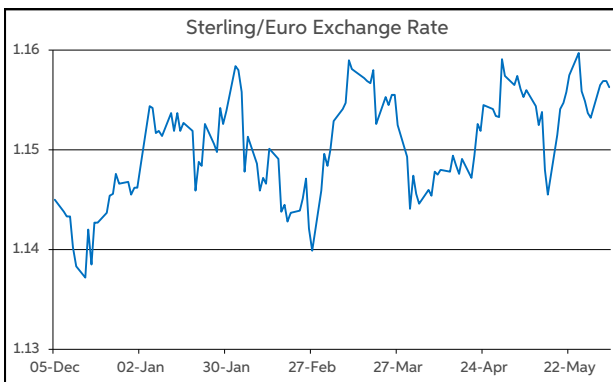
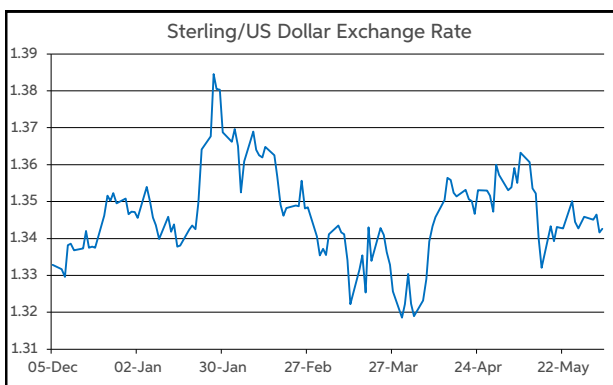
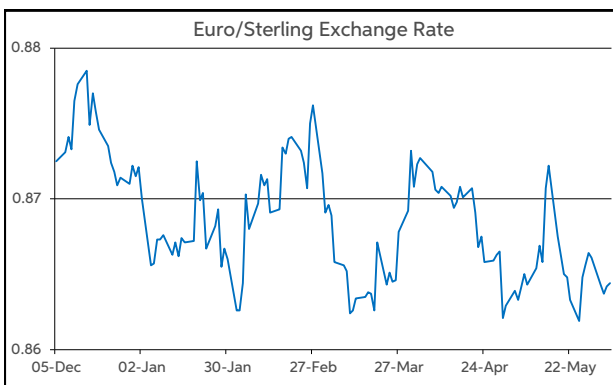
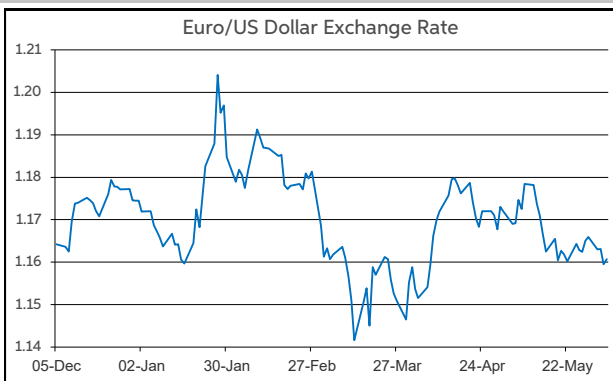
On equity markets, the Euro Stoxx 50 fell by 0.9%. Similarly on Wall Street, the S&P 500 declined by 0.7%. Meantime, in terms of fixed income, sovereign yields moved modestly higher across the board. German Bund and UK Gilt yields rose by 4-8bps, while US Treasury yields increased by circa 2-4bps.

Currency-wise, the main pairs continued to operate within quite narrow trading ranges. Of the muted price action to note, the dollar was holding a firmer tone, supported by the weaker tone to risk appetite, due to the elevated oil price. This saw the dollar test the \$1.16 handle versus the euro, once again. Overall, the greenback moved around 0.2% higher versus the euro and sterling.

In level terms, this sees EUR/USD open down near the \$1.16 threshold this morning. Elsewhere, GBP/USD is back in the lower half of the \$1.34-1.35 band. EUR/GBP is below the midpoint of the 86-87p corridor. USD/JPY is changing hands just shy of the ¥160 mark, a threshold which Japanese authorities have intervened in the market to protect in recent months.

Turning to the day ahead, the macro calendar is relatively sparse on both sides of the Atlantic. Indeed, the only release of note will be Eurozone retail sales for April. At the same time, investors will be keeping a close eye on developments in the Middle East.

Daniel Noonan, Economist, AIB



Today's Opening FX Rates			
		% Change	
		Day *	End 2025
EUR/USD	1.1607	-0.15	-1.17
EUR/GBP	0.8644	0.10	-0.81
GBP/USD	1.3426	-0.24	-0.35
GBP/EUR	1.1563	-0.10	0.82
USD/JPY	159.89	0.01	2.07
EUR/JPY	185.62	-0.14	0.89

* v Previous Day's European Open
See Next Page for More Rates

Opening Interest Rates						
Base Rate	Money Market		Swap Rates			
	1-Mth	3-Mth	1-Yr	2-Yr	5-Yr	
USD	3.63	3.60	3.64	3.86	4.22	4.21
EUR	2.00	1.99	2.28	2.79	2.85	2.90
GBP	3.75	3.73	3.80	4.16	4.49	4.50

All rates quoted are indicative market rates

See Next Page For More Rates & Charts

FX Spot	Karl Cooke Shane Gargan	FX Options	Mark Tuite	Reuters Phone	AIBG.I 00353-1-7724018	Morning Comment	John Fahey john.j.fahey@aib.ie
---------	----------------------------	------------	------------	------------------	---------------------------	-----------------	-----------------------------------

Opening Levels

Thursday 04 June 2026
06:59 am



Euro

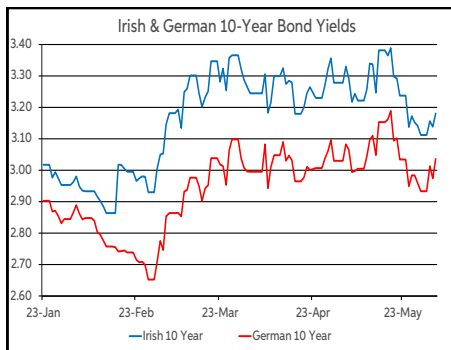
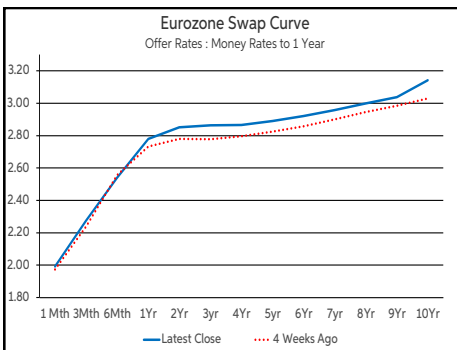
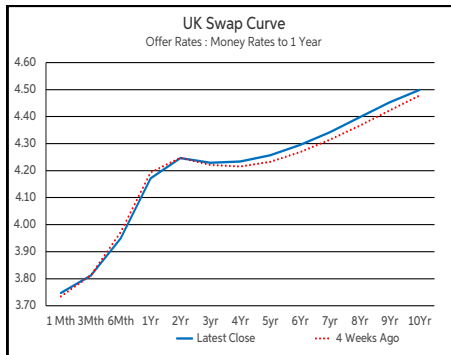
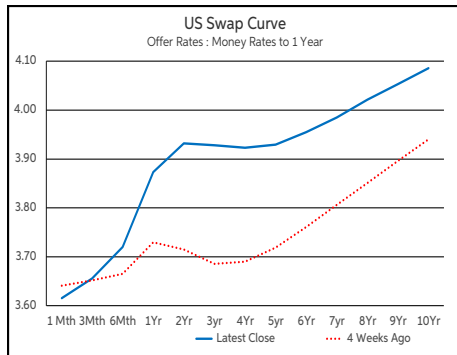
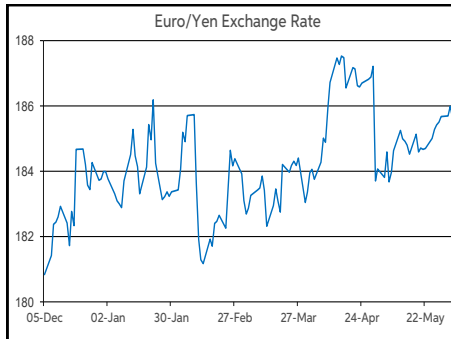
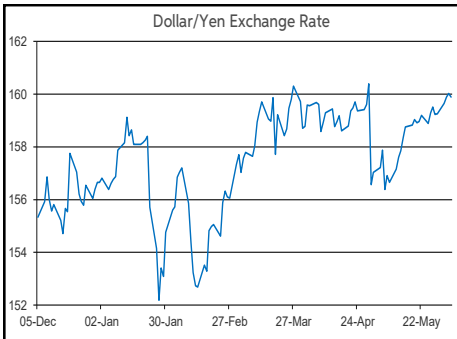
EUR/GBP	0.8644
EUR/USD	1.1607
EUR/JPY	185.62
EUR/SEK	10.9057
EUR/DKK	7.4739
EUR/NOK	10.8218
EUR/CHF	0.9177
EUR/AUD	1.6282
EUR/HKD	9.0959
EUR/CAD	1.6136

Sterling

GBP/EUR	1.1563
GBP/USD	1.3426
GBP/CAD	1.8662
GBP/NZD	2.2862
GBP/JPY	214.67
GBP/SEK	12.6115
GBP/DKK	8.6419
GBP/NOK	12.5145
GBP/CHF	1.0613
GBP/AUD	1.8826

Dollar

USD/JPY	159.89
USD/CAD	1.3902
USD/CHF	0.7906
USD/CNY	6.7754
USD/BRL	5.0598
USD/RUB	73.8
USD/INR	95.655
AUD/USD	0.7129
NZD/USD	0.587



Debt Markets

	Close	Change bps		
		Day	4 Weeks	End 25
10 Year Yield %				
US	4.49	+4	+14	+34
Germany	3.04	+6	+4	+17
UK	4.94	+8	-0	+46
5 Year Swap %				
US	4.20	+5	+23	+48
Eurozone	2.87	+5	+5	+31
UK	4.49	+5	+3	+60
2 Year Swap %				
US	4.20	+5	+24	+62
Eurozone	2.85	+5	+7	+59
UK	4.48	+3	-0	+75
10 Year Government Bond Spreads to Benchmark bps				
Ireland	14	-2	-8	-2
Belgium	54	+1	+9	+6
France	64	+2	+1	-6
Italy	75	+4	-1	+10
Spain	43	+1	-1	-0
Portugal	37	-2	-1	+7
Greece	65	-1	-4	+3

Commodities

	Close	% Change		
		Day	4 Weeks	End 25
Brent Oil	97.81	+1.89	-3.42	+60.74
West Texas Oil	99.76	+2.35	+1.02	+74.22
Gold \$	4431.8	-1.18	-5.49	+2.73

This publication is for information purposes and is not an invitation to deal. The information is believed to be reliable but is not guaranteed. Any expressions of opinions are subject to change without notice. This publication is not to be reproduced in whole or in part without prior permission. In the Republic of Ireland it is distributed by Allied Irish Banks, p.l.c. In the UK it is distributed by Allied Irish Banks, p.l.c. and Allied Irish Bank (GB). In Northern Ireland it is distributed by Allied Irish Bank (NI). In the United States of America it is distributed by Allied Irish Banks, p.l.c. Allied Irish Banks, p.l.c. is regulated by the Central Bank of Ireland. Allied Irish Bank (GB) and AIB (NI) are trade marks used under licence by AIB Group (UK) p.l.c. (a wholly owned subsidiary of Allied Irish Banks, p.l.c.), incorporated in Northern Ireland. Registered Office 92 Ann Street, Belfast BT1 3HH. Registered Number NI018800. Authorised by the Prudential Regulation Authority and regulated by the Financial Conduct Authority and the Prudential Regulation Authority. In the United States of America, Allied Irish Banks, p.l.c., New York Branch, is a branch licensed by the New York State Department of Financial Services. Deposits and other investment products are not FDIC insured, they are not guaranteed by any bank and they may lose value. Please note that telephone calls may be recorded in line with market practice.